



SPECIFICATIONS

▪ Length overall (m)	6,33	▪ Fuel capacity (l)	160
▪ Length of Hull (m)	6,12	▪ Water capacity - optional (l)	45
▪ Beam maximum (m)	2,39	▪ CE design category	C
▪ Deadrise (deg)	20	▪ Maximum number of people	7
▪ Height - without canvas (m)	2,07	▪ Maximum power (hp/kw)	200/147
▪ Dry weight (kg)	1103	▪ OB shaft length	XL
▪ Maximum load: People, Gear, Engine (kg)	845		

STANDARD EQUIPMENT

- | | | |
|--------------------------------|------------------------------|-------------------------------|
| ▪ Laminated teak | ▪ Console and seat covers | ▪ Electric bilge pump |
| ▪ Seat cushions (back and bow) | ▪ Integrated swim ladder | ▪ 12 volts socket |
| ▪ Anti-fouling painting | ▪ Navigation lights | ▪ Compass |
| ▪ Engine secure mark | ▪ Hydraulic steering | ▪ Fire extinguisher |
| ▪ Mooring package | ▪ SmartCraft Instrumentation | ▪ Integrated deck water drain |
| ▪ Fenders | | |

PACKS & OPTIONAL EQUIPMENT

- | | | | |
|----------------------------|------------------------------|------------------------------|---------------------------|
| ▪ EXCLUSIVE Edition | ▪ Special Edition | ▪ Electronics Package | Optional Equipment |
| - Ski Mast | - Gel Coat Color | -GPS 5" | ▪ Enclosed canvas |
| - Cooler | - Upgrade Upholstery | -Radio/CD/MP3 + 2 | ▪ Ski mast |
| - Shower | - Upgrade steering wheel | Speakers | ▪ Real teak flooring |
| - Sea Toilet | - LED Cockpit lightning | | ▪ Cockpit shower |
| - PLUS Electronics Package | - PLUS Electronics Package | | ▪ 12V cool box |
| | - PLUS Exclusive Edition | | ▪ Bow/Foredeck Sunlounge |
| | (7" GPS replaces the 5" GPS) | | ▪ Sea Toilet |

MERCURY ENGINE OFFERING

4 Stroke Engines

- F 115 EXLPT EFI
- F 150 EXLPT EFI

OptiMax Engines

- 115 XL OptiMax
- 125 XL OptiMax
- 150 XL OptiMax Pro XS

Verado Engines

- 150 XL Verado
- 175 XL Verado
- 200 XL Verado

For more information please visit our Uttern website www.utttern.com

As a company committed to continuous product improvement specifications are subject to change.

Modified 7/05/14 MCL

Designed with practicality, comfort and flexibility in mind, the S62 has a wealth of intelligent design features to make a day's boating trip a breeze.

UNIQUE STERN DESIGN

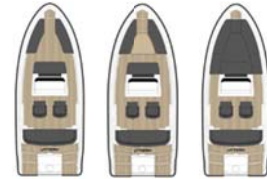
- Good cockpit depth for a secure feeling on board, even with young passengers thanks to the generous freeboard
- Easy access to the water via the stern side of the boat in 3 steps over the transom
- Conveniently placed handgrips throughout the boat ensure stability and help you to get on and off the boat is easily



FEATURES & BENEFITS

BOW SECTION VERSATILITY

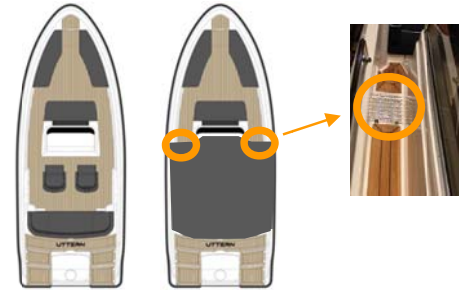
- The large open bow section can easily be converted into a dining area that comfortably seats 7 persons around the table.
- Due to clever Using design it will take just a moment to transform the bow section into a big comfortable sundeck area which is the largest one in its category.



COCKPIT PROTECTION

A great canvas design for a maximum of comfort in all weather conditions:

- The canvas storage is located below the top step of the stern and provides an easy and quick deployment when rain is coming.
- Once deployed, the cockpit becomes an enclosed area that is totally protected against the rain. On each side of the console, a water drain is integrated into the deck which will keep the cockpit area absolutely dry even with intense rain.



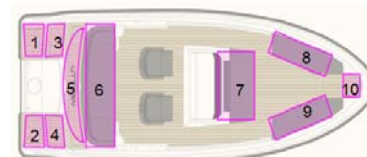
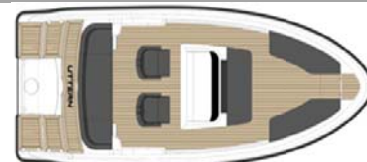
LARGE CONSOLE WITH OPTIONAL SEA TOILET

The S62 console offers great storage capacity. The storage area is accessible via a large hatch that is integrated in the front part of the console. When opened, the hatch will remain in an opened position thanks to two strong gas struts on each side. A unique feature for this 6 meters center console boat is the optional integrated flush toilet that perfectly fits into the console.



STORAGE SPACE

- 1.- Integrated storage solution for the enclosed canvas and navigation lights underneath the top step at the rear of the boat.
- 2.3.4.5.- Storage compartments underneath the steps over the transom area to store the anchor, mooring equipment such as fender and ropes and an integrated swim ladder.
- 6. Underneath the rear seats you will plenty of space to store away water ski equipment and other accessories
- 7 Best in class console storage; no other boat in this size range will give you as much storage possibilities. Optional sea toilet can be installed.
- 8.9.10 A wealth of storage underneath each of the bow seats and bow line locker



For more information please visit our Uttern website www.utttern.com

As a company committed to continuous product improvement specifications are subject to change.

Modified 7/05/14 MCL